



# Weekly Wealth Report

24 FEB 2025

Issue 183, Weekly Wealth Newsletter: 24<sup>th</sup> Feb 2025 - 3<sup>rd</sup> Mar 2025

(Weekly Wealth Newsletter and it's a Private Circulation from Creating Wealth Company)

## Curated by – Sathish Kumar

Founder – Creating Wealth Company

Crorepathi Creator | Financial Consultant | Author | Speaker |  
Columnist | Youtuber

Phone – 9841058689

Mail – [creatingwealthadvisory@gmail.com](mailto:creatingwealthadvisory@gmail.com)

Web – [www.sathishspeaks.com](http://www.sathishspeaks.com)



# **Content**

**Page 3 – Nifty 50 Valuations drops below Covid Levels.**

**Page 5 – Weekly Market Pulse**

**Page 6 – Mutual Fund Corner**

**Page 7 – This week Media Publications**

**Page 9 – World of Mutual Fund Course Details**

**Page 10 – World of Stock Market Course Details**

**Page 11 – My First 1 Crore Community**

**Page 12 – Top 10 Mutual Funds for 2025**

**Page 15 – Disclaimer**

# Nifty 50 Valuation drops below Covid Levels!

## Nifty PE Ratio Chart

Page 1 of 2 >

Year	Jan	Feb	Mar	Apr	May	Jun	Jul	Aug	Sep	Oct	Nov	Dec
2025	21.43	20.26										
2024	22.86	22.66	22.52	23.0	21.56	22.18	23.22	22.86	24.26	23.24	21.49	22.3
2023	21.49	20.89	20.29	20.7	21.56	21.8	23.35	22.43	22.39	21.74	21.0	22.61
2022	23.42	22.54	21.7	22.7	20.32	19.5	20.73	21.2	20.64	20.9	21.9	22.0
2021	38.9	40.8	40.43	32.73	29.27	29.0	28.11	26.11	26.98	27.31	23.43	23.69
2020	27.96	26.92	21.38	20.38	21.24	24.7	28.6	31.59	32.55	33.99	34.34	37.26
2019	26.0	26.66	27.76	29.12	28.88	29.25	28.28	27.12	26.93	26.51	27.67	28.18
2018	27.24	25.61	24.97	26	26.58	26.77	27.19	28.22	27.46	25.0	25.59	26.0
2017	22.44	23.23	23.47	23.37	24.25	24.31	25.1	25.37	25.99	26.26	26.35	26.42
2016	20.34	19.34	20.39	21.29	21.51	22.52	23.33	23.65	24.0	23.35	21.99	21.49
2015	21.73	23.0	23.21	22.88	22.4	22.7	23.49	22.99	21.69	22.48	21.36	21.1
2014	18.29	17.37	18.33	18.99	19.62	20.57	20.66	20.42	21.2	20.65	21.5	21.23
2013	18.87	18.26	17.89	17.4	18.13	17.49	17.88	16.12	16.83	17.72	17.8	18.56
2012	17.71	19.0	18.74	18.46	16.97	16.89	17.22	17.67	18.42	18.95	18.14	18.63
2011	22.84	20.67	21.16	22.0	20.37	20.2	20.49	18.29	18.11	18.15	18.11	17.32
2010	22.84	20.72	22.0	22.76	21.2	21.73	22.42	22.95	24.51	25.23	24.39	23.82
2009	12.73	13.38	13.3	15.89	18.67	20.16	19.83	20.5	21.86	22.34	21.91	22.7
2008	25.33	22.19	20.58	21.26	21.46	19.0	17.56	18.63	17.98	13.77	12.42	12.69
2007	21.24	19.64	17.95	19.28	19.74	20.0	21.3	19.47	21.0	24.59	25.15	26.55
2006	17.27	17.97	19.25	20.59	19.53	16.65	17.95	18.55	20.0	20.92	20.72	20.95
2005	14.41	14.4	14.98	14.16	13.77	14.0	14.31	14.61	15.58	15.26	15.47	16.72
2004	21.0	20.32	20.78	19.91	14.86	12.18	13.0	13.5	14.14	15	15.67	16.0
2003	14.56	14.32	13.85	13.2	11.15	12.2	12.5	13.89	15.0	16.6	17.42	19.19
2002	16.42	18.32	18.59	18.0	17.44	16.28	15.39	14.54	14.69	14.25	14.55	14.57
2001	20.75	21.32	18.2	16.0	15.74	15.37	15.32	15.23	13.65	13.76	14.86	15.59

Table: PrimelInvestor.in • Get the data • Created with Datawrapper

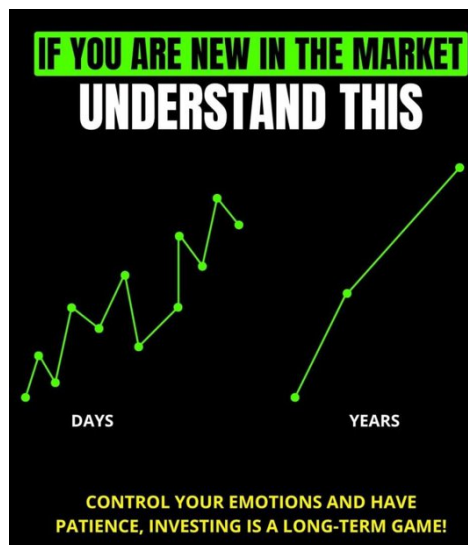
Note: PE as calculated by NSE. Historical monthly PE is average for the month. **PE until March 2021 considers standalone, trailing 4-quarter earnings. PE considers consolidated earnings from April 2021 and onwards.** Current month PE is as on the last traded date for the month. Source: [niftyindices.com](http://niftyindices.com)

Markets with lower price-to-earnings ratio are more attractive or better bargains than those valued higher. Indian equities have been widely considered to be the world's most expensive ones. The latest bout of sell-off particularly by foreign portfolio investors may have prices more attractive than they have been over the last year.

Markets with lower price-to-earnings ratio are more attractive or better bargains than those valued higher.

“We are at 19 times earnings on the Nifty, and we have corrected 12-13% from the top. If we assume 18 times earnings as the base, there could be another 5-6% downside left on the Nifty with the current trending.

There is no roof in Bull Market and there is no floor in Bear Market, Markets go irrational in short term and always catch up to earnings and averages in long term.



Happy Investing!

[Call us @ 78100 79946 for Recommendation and for  
your Portfolio Reviews](tel:7810079946)

## Weekly Market Pulse

Domestic equity markets fell for the second consecutive week as key benchmark indices BSE Sensex and Nifty 50 fell 0.83% and 0.58%, respectively. However, the mid-cap segment and the small-cap segment both closed the week in green.

Domestic equity markets fell during the week on concerns surrounding potential U.S. tariffs. Sentiment was dampened following the minutes of the U.S. Federal Reserve's Jan 2025 policy meeting, in which the central bank highlighted that the U.S. President's proposed tariffs could potentially drive-up consumer prices, potentially delaying the reduction of interest rates even further.

India's merchandise trade deficit widened annually to \$22.99 billion in Jan 2025 compared to \$16.56 billion in Jan 2024. Exports fell by 2.38% YoY to \$36.43 billion in Jan 2025, and imports increased 10.28% YoY to \$59.42 billion during the same period.

On the BSE sectoral front, BSE Metal rose 5.71% following positive economic indicators from China, a major consumer of metals, boosted global metal prices

Indian Equity Market Performance				
Broad Indices	21-Feb-25	% Change (WoW)	% Change (YoY)	% Change (YTD)
BSE Sensex	75,311	-0.83	3.70	-3.62
Nifty 50	22,796	-0.58	3.36	-3.59
BSE 100	23,783	-0.20	3.64	-5.10
Nifty 500	20,690	0.28	2.79	-7.53
Nifty Midcap 100	50,486	1.68	3.82	-11.74
Nifty Small cap 100	15,637	1.49	-2.30	-16.69

## [Mutual Fund Corner](#)

### **Invesco India Equity Savings Fund**

# **Invesco India Equity Savings Fund**

(An open ended scheme investing in equity,  
arbitrage and debt)

**Growth potential of equities. The net long equity exposure may help reap benefit of long term growth potential of equity**

**Arbitrage opportunity. Each arbitrage position in equity has a corresponding exposure in stock future which helps in reducing risk.**

**Fixed Income exposure. The exposure to fixed income aims to reduce volatility and generates stable income.**

**Bottom up and top down approach, combining growth and value buys to generate consistent outcome through all market conditions**

**Taxation treatment Maintains eligibility for equity taxation.**

**Equity exposure to be maintained in the range of 65-80%**

**20-35% allocation in debt and money market instruments**

**To invest in SIP & in Mutual Funds Click the link and start your investments instantly ( You can also call us @ 7810079946 )**

**<http://www.assetplus.in/partner/sathishkumar>**

## This week Media Publications

### When will the Stock market Correction reverse?



**IS STOCK MARKET CORRECTION PHASE IS REVERSING SOONER THAN EXPECTED ?**

**பங்குச்சந்தை சரிவில் இருந்து விரைவில் மீளுமா ?**

**23<sup>RD</sup> FEBRUARY 7PM, SUNDAY**

**SATHISH KUMAR**  
SPEAKER  
CROREPATHI CREATOR

**LIVE**

[https://www.youtube.com/watch?v=WQsf8NO\\_QjA](https://www.youtube.com/watch?v=WQsf8NO_QjA)

### Follow these 3 Rules, when your portfolio going down!



**STOCK MARKET கீழே போகுதா?**

**கவலைப்படாதீங்க இந்த 3 RULE மட்டும் FOLLOW பண்ணுங்க!**

**TSX** 16356.05 0.18% 29.26 Buy  
**SHCOMP** 2780.899 1.89% 51.6 Buy  
**DAX** 12465.37 0.23% 70.85 Sell  
**SPX** 4262.23 0.83% 628.47 76628.66 75647.35 Sell  
**SHCOMP** 25688.58 Buy  
**DAX** 12498.57 Sell  
**SPX** 9802.63 Buy  
**SHCOMP** 4951.34 Strong  
**NIKKEI** 19631.33 0.84% 162.91 19631.79 19416.31 Sell  
**NIKKEI** 225 INDEX 22799.6 0.88% 197

<https://www.youtube.com/watch?v=1T4QnZS7Fcc>



## Indian Stock Market CRASH! - 6 Major Reasons Explained



<https://www.youtube.com/watch?v=aarXzk--b9I>

## Mid & Small Caps: Overvalued or Still a Buy?



<https://www.youtube.com/watch?v=yBsFb9EMeqc>

## Is This the Best Time to Invest?



<https://www.youtube.com/watch?v=HNotsGh3R3M>



## All you want to learn about Mutual Funds

Kickstart your Investment Journey of 2025 from here

**WELCOME TO THE WORLD OF MUTUAL FUNDS**  
- BEGINNER (TAMIL)

**LAUNCHING ON CHRISTMAS**  
25<sup>th</sup> DEC

**You'll Learn:**

- > A-Z of Mutual Funds
- > Master the art of SIPs
- > Build Wealth Like a Pro

**8 CHAPTERS**  
WORTH ~~₹4999~~  
NOW JUST ~~₹4999~~ ₹2499†

**LAUNCH OFFER!**

**USE CODE**  
**SATHISHSPEAKS2025**

TO GRAB IT FOR **₹1999**  
FIRST 100 REGISTRATIONS ONLY!

**HURRY UP LIMITED OFFER**

**+91 63795 18807**  
webinar.sathishspeaks.com

Download on the App Store  
GET IT ON Google Play

### What You will Learn:

1. A-Z of Mutual Funds
2. Master the Art of SIP's
3. Build Wealth Like a Pro
4. Recorded session contains 8 Chapters in Tamil Language
5. Lifetime Access

Click the below link for your Mutual Fund course purchase

<https://sathishspeaks.akamai.net.in/new-courses/5-welcome-to-the-world-of-mutual-funds>

All you want to learn about Stock Market

Kickstart your Investment Journey of 2025 from here

**STOCK MARKET SIMPLIFIED COURSE (TAMIL)**

8 CHAPTERS

1<sup>ST</sup> CHAPTER FREE

- » KEY ENTRY AND EXIT POINTS OF THE STOCK MARKET
- » 6 POINT FILTER TO SELECT A HIGH PERFORMING STOCK
- » LEARN MACRO-ECONOMIC TRENDS IN STOCK PICKING

LIMITED PERIOD OFFER  
ORIGINAL PRICE: ₹4,999  
OFFER PRICE: ₹2,499

ENROLL NOW

webinar.sathishspeaks.com

+91 63795 18807

FOLLOW US

RECORDED SESSION LIFETIME ACCESS

GET IT ON Google Play

Download on the App Store

Key Highlights:

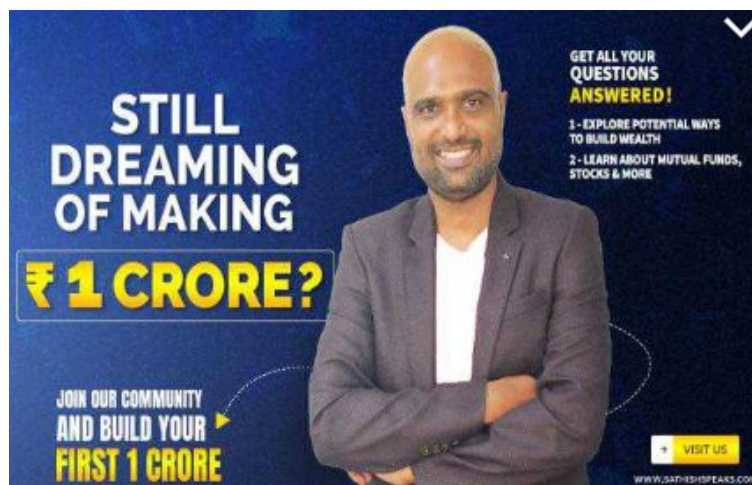
1. Key entry and exit points of the stock market
2. 6-point filter to select a high-performing stock
3. Learn macro-economic trends in stock picking

Click the below link for Stock Market Course Purchase

<https://webinar.sathishspeaks.com/>

## My First 1 Crore Club

Are you still dreaming to achieve a net worth of ₹1 crore?



Still dreaming how to make 1crore?

Still Wondering how a salaried person/professionals can make 1cr?

To all the questions in your mind here is the potential ways to build it through Mutual Funds, Stocks and Much More...

### Why do you have to join this Community?

- Having money but still doesn't know how & where to invest?
- Selecting wrong Stocks?
- Selecting wrong mutual funds?
- Invested in all possible ways still money haven't doubled?

To all these there is one solution Join our First 1cr Club Webinar by paying just 499/- by clicking the below link

<https://sathishspeaks.akamai.net.in/new-courses/1-my-first-1cr-club>

## Top 10 Mutual Funds to Invest in 2025



**Is your Mutual Fund Portfolio giving less returns?**

**Rebalance your Portfolio with High Performing Mutual Funds 📈**

**Power up your Portfolio with Top 10 Best performing Mutual Funds  
of 2025 📊**

**Click the below link to purchase for Rs. 999/- 🛒**

<https://courses.sathishspeaks.com/new-courses/8-top-10-mutual-funds-of-2025>

## Middle Class to Million Dollar Book




Man and his struggle to generate and preserve wealth is eternal. One thing which is common among everyone in this society, that everyone has financial dream and aspiration to become Crorepati.

Middle Class to Million Dollar is a guide to understand how simple and common sense in Personal Finance can help you to get wealthy Corpus.

**Click here to purchase the book from Amazon**

[Buy Middle Class to Million Dollar / மிடில் கிளாஸ் முதல் மில்லியன் டாலர் வரை Book Online at Low Prices in India | Middle Class to Million Dollar / மிடில் கிளாஸ் முதல் மில்லியன் டாலர் வரை Reviews & Ratings - Amazon.in](#)

## To Buy my Untold Wealth Secret Book from Flipkart



[Untold Wealth Secrets: Buy Untold Wealth Secrets by Sathish Kumar at Low Price in India | Flipkart.com](#)

## Follow us on social media



<https://www.youtube.com/channel/UCSORk6rz3re4qx2IXQr5o2A>

## To Join in Free whats app Group

<https://chat.whatsapp.com/CGCtfJIYLdLH5YfGWG3b58>



<https://www.facebook.com/sathishskumarspeaks>



<https://www.instagram.com/sathishspeaks/>



<https://www.linkedin.com/in/sathish-kumar-m-6ab2706/>



This News letter is from Creating Wealth Company – For Private Circulation only.

**For more information connect with Sathish Kumar @ 9841058689**

**You can also connect with us [investments@sathishspeaks.com](mailto:investments@sathishspeaks.com)**

Visit – [www.sathishspeaks.com](http://www.sathishspeaks.com) for More Details.

### **Disclaimer**

Mutual Funds and Stock Market Investments are subject to market risks, pls read all scheme related documents carefully. Past performance of the mutual fund is not necessarily indicative for future performances. Mutual fund does not guarantee any returns or dividends.

This report is for informational purpose only and contains information, opinion, material obtained from reliable sources and every effort has been made to avoid errors and omissions and is not to be construed as an advice or an offer to act on views expressed therein or an offer to buy and/or sell any securities or related financial instruments, we shall not be responsible and/or liable to anyone for any direct or consequential use of the contents thereof. Reproduction of the contents of this report in any form or by any means are prohibited.